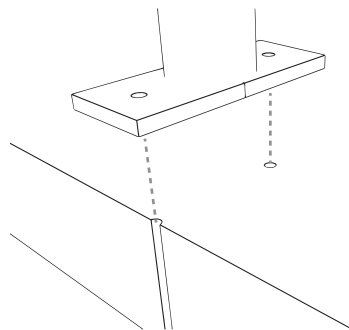


# Dura Bike Locker Installation Instructions for Surface Mount



## REQUIRED FOR INSTALLATION\*

1. 3/8" Hammer Drill and Drill Motor
2. 9/16" & 3/4" Deep Well Socket and Driver
3. Shop Vac or small vacuum and pipe cleaner, or compressed air
4. Hammer or Rubber Mallet

*Recommended Torque Wrench and Protractor for ease of installation*

*\*Recommended installation for Concrete*

1. Find and remove 3/8" wedge anchor kits from packaging or kit\*.

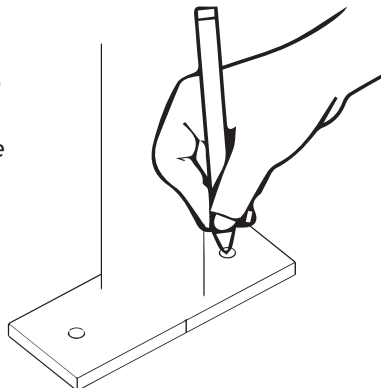


*\* number of anchors should match surface mount flange holes and 3/8" wedge anchors are for concrete installation*

2. Identify desired spacing of the unit(s) per the product's "spacing recommendations" on the associated Specification Sheet.

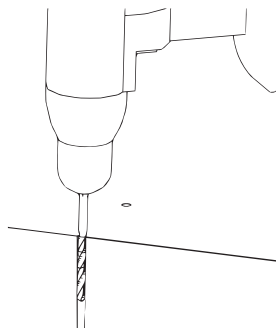
*Once you have identified the spacing and orientation you desire, use the flange base of the product you are installing as a template for marking drill holes\**

*\* have another person hold the product to ensure accuracy*

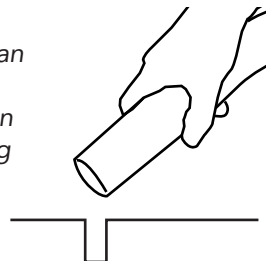


3. Using the holes marked previously, use impact drill to drill into surface approximately 3" deep measured from the surface being drilled into.

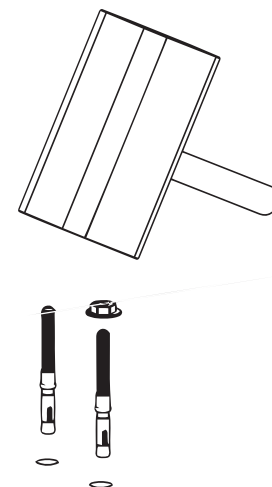
*For additional accuracy, have another person hold the UpLift to use the base as a template for drilling.*



4. Remove the product if used as a template from holes drilled and clean out areas in holes with a vacuum, pipe cleaner or small brush and then clear dust or debris from surrounding area.

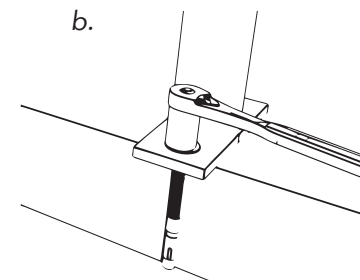
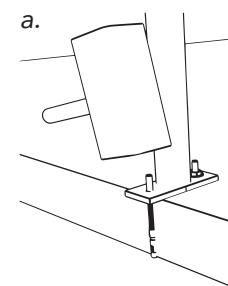


5. Remove nut and washer from anchor and insert all anchors 1 1/2" into drilled holes. Pound all four anchors into surface lightly with mallet or hammer to ensure they will stay in place.



6. For further stability, place product mounting flange holes onto anchors.

- a.) Pound with mallet or hammer until there is about 2 inches clearance from top of product mounting flange and top of the anchor.
- b.) Tighten bolts with ratchet



**DURA BIKE LOCKER™**

A DIVISION OF HANNAN SPECIALTIES

Made In The Usa

durabikelocker.com  
info@durabikelocker.com  
1-800-722-BIKE (2543)

For questions regarding the Inground Mount installation call or email Lion Outdoor at or info@lionoutdoor.com 1-800-555-1212